

100% Money Back
Guarantee

Vendor:Microsoft

Exam Code:70-767

Exam Name:Implementing a Data Warehouse using
SQL

Version:Demo

QUESTION 1

You are installing SQL Server Data Quality Services (DQS).

You need to give users belonging to a specific Active Directory group access to the Data Quality Server.

Which SQL Server application should you use?

- A. Data Quality Client with administrative credentials
- B. SQL Server Configuration Manager with local administrative credentials
- C. SQL Server Data Tools with local administrative permissions
- D. SQL Server Management Studio with administrative credentials

Correct Answer: D

QUESTION 2

You are developing a SQL Server Integration Services (SSIS) project to read and write data from a Windows Azure SQL Database database to a server that runs SQL Server 2016.

The connection will be used by data flow tasks in multiple SSIS packages. The address of the target Windows Azure SQL Database database will be provided by a project parameter.

You need to create a solution to meet the requirements by using the least amount of administrative effort and maximizing data flow performance.

What should you do?

- A. Use an SSIS Script task that uses the custom assembly to parse the text data when inserting it.
- B. Use an SSIS Script transformation that uses the custom assembly to parse the text data when inserting it.
- C. Create a SQL Common Language Runtime (SQLCLR) function that uses the custom assembly to parse the text data, deploy it in the Windows Azure SQL Database database, and use it when inserting data.
- D. Create a SQL Common Language Runtime (SQLCLR) stored procedure that uses the custom assembly to parse the text data, deploy it in the Windows Azure SQL Database database, and use it when inserting data.

Correct Answer: A

QUESTION 3

You are the administrator of a Microsoft SQL Server Master Data Services (MDS) model. The model was developed to provide consistent and validated snapshots of master data to the ETL processes by using subscription views. A new model version has been created.

You need to ensure that the ETL processes retrieve the latest snapshot of master data.

What should you do?

- A. Add a version flag to the new version, and create new subscription views that use this version flag.
- B. Create new subscription views for the new version.
- C. Update the subscription views to use the new version.
- D. Update the subscription views to use the last committed version.

Correct Answer: A

When a version is ready for users or for a subscribing system, you can set a flag to identify the version. You can move this flag from version to version as needed. Flags help users and subscribing systems identify which version of a model to use.

References: <https://docs.microsoft.com/en-us/sql/master-data-services/versions-master-data-services>

QUESTION 4

You are developing a SQL Server Integration Services (SSIS) package.

The package contains an ADO object source variable that holds a result set that was returned by a stored procedure execution.

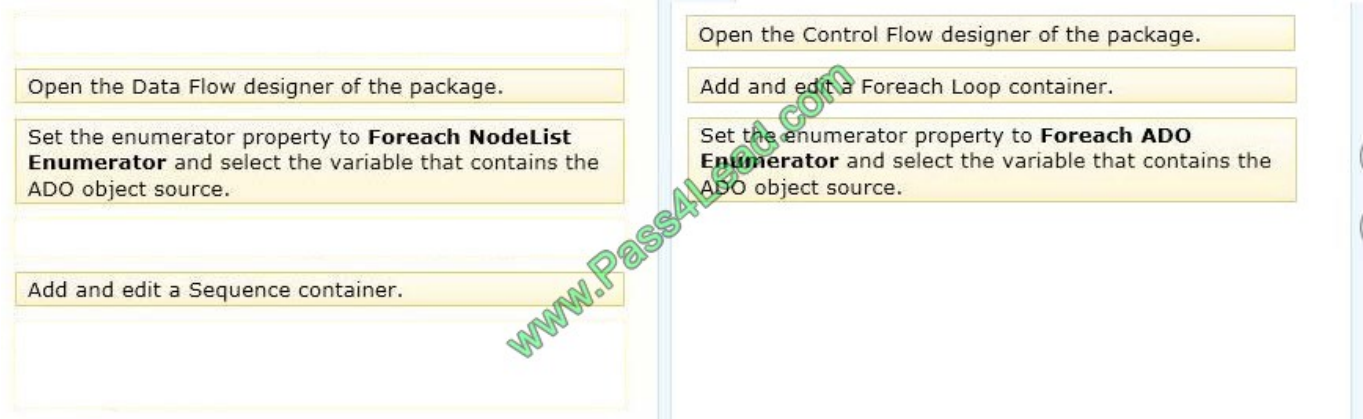
You need to add and configure a container that will execute several tasks for each row in the ADO object source variable.

Which three actions should you perform in sequence? (To answer, move the appropriate actions from the list of actions to the answer area and arrange them in the correct order.)

Select and Place:

- Add and edit a Foreach Loop container.
- Open the Data Flow designer of the package.
- Set the enumerator property to **Foreach NodeList Enumerator** and select the variable that contains the ADO object source.
- Open the Control Flow designer of the package.
- Add and edit a Sequence container.
- Set the enumerator property to **Foreach ADO Enumerator** and select the variable that contains the ADO object source.

Correct Answer:



QUESTION 5

You have a data warehouse named DW1 that contains 20 years of data. DW1 contains a very large fact table. New data is loaded to the fact table monthly.

Many reports query DW1 for the past year of data.

Users frequently report that the reports are slow.

You need to modify the fact table to minimize the amount of time it takes to run the reports. The solution must ensure that other reports can continue to be generated from DW1.

What should you do?

- A. Move the historical data to SAS disks and move the data from the past year to SSD disks. Run the ALTER TABLE statement.
- B. Move all the data to SSD disks. Load and archive the data by using partition switching.
- C. Move all the data to SAS disks. Load and archive the data by using partition switching.
- D. Move the historical data to SAS disks and move the data for the past year to SSD disks. Create a distributed partitioned view.

Correct Answer: A

We use ALTER TABLE to partition the table. Incorrect Answers:

D: A Distributed Partitioned View contains participating tables from multiple SQL Server instances, which can be used to distribute the data processing load across multiple servers. Another advantage for the SQL Server Partitioned Views is that the underlying tables can participate in more than one Partitioned View, which could be helpful in some implementations.

QUESTION 6

You are developing a SQL Server Integration Services (SSIS) package. An Execute SQL task in the package checks

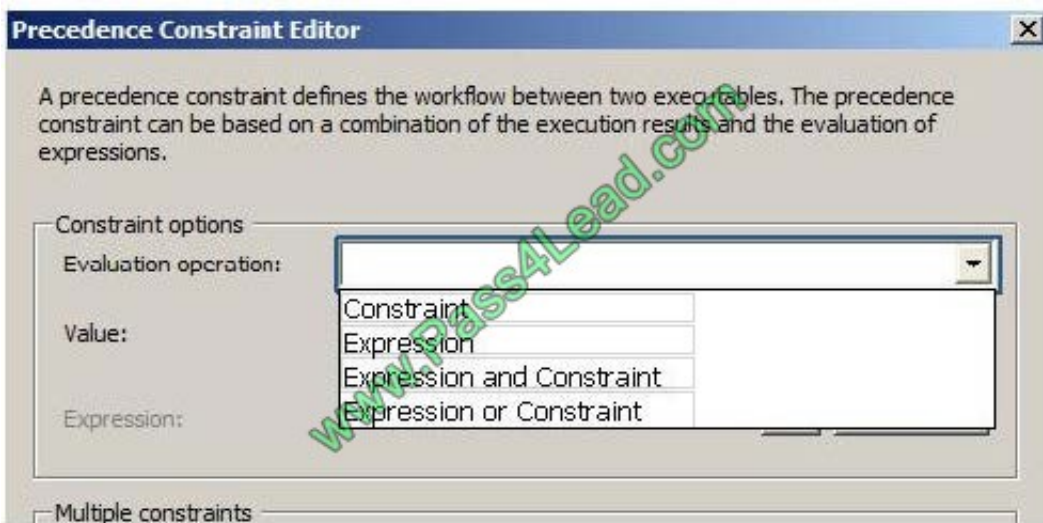
product stock levels and sets a package variable named InStock to TRUE or FALSE depending on the stock level found.

After the successful execution of the Execute SQL task, one of two data flow tasks must run, depending on the value of the InStock variable.

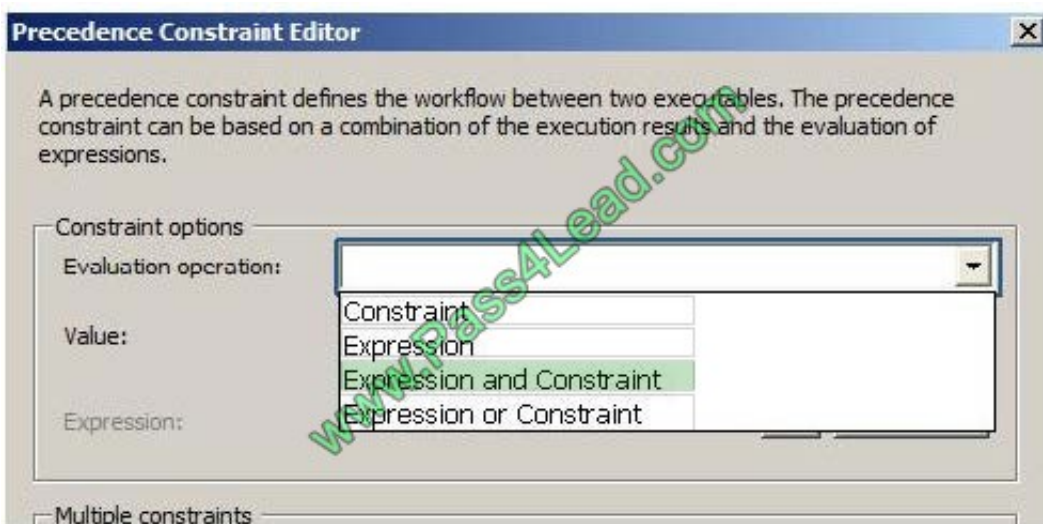
You need to set the precedence constraints.

Which value for the evaluation operation should you use? (To answer, select the appropriate option for the evaluation operation in the answer area.)

Hot Area:



Correct Answer:



QUESTION 7

You have a data warehouse that is hosted in a SQL Server instance. The data in the data warehouse is loaded by running bcp.exe You discover that the transaction logs regularly fill up the local hard disk on the server and that a WRITELOG

wait is present. You need to reduce the amount of disk space used to store the transaction logs and to remove the WRITELOG wait.

Which two database property settings should you modify? To answer, select the appropriate settings in the answer area.

Hot Area:



Correct Answer:



QUESTION 8

Note: This question is part of a series of questions that use the same or similar answer choices. An answer choice may be correct for more than one question in the series. Each question is independent of the other questions in this series.

Information and details provided in a question apply only to that question.

You are loading data from an OLTP database to a data warehouse.

The OLTP database includes a table (or sales data and a table for refund data).

The data warehouse contains a single table for all the sales and refund data.

Which component should you use to load the data to the data warehouse?

- A. the Slowly Changing Dimension transformation
- B. the Conditional Split transformation
- C. the Merge transformation
- D. the Data Conversion transformation
- E. an Execute SQL task
- F. the Aggregate transformation
- G. the Lookup transformation

Correct Answer: C

The Merge transformation combines two sorted datasets into a single dataset. The rows from each dataset are inserted into the output based on values in their key columns.

By including the Merge transformation in a data flow, you can merge data from two data sources, such as tables and files.

References: <https://docs.microsoft.com/en-us/sql/integration-services/data-flow/transformations/merge-transformation?view=sql-server-2017>

QUESTION 9

You are implementing a SQL Server Integration Services (SSIS) package that imports Microsoft Excel workbook data into a Windows Azure SQL Database database. The package has been deployed to a production server that runs Windows

Server 2008 R2 and SQL Server 2016.

The package fails when executed on the production server.

You need to ensure that the package can load the Excel workbook data without errors. You need to use the least amount of administrative effort to achieve this goal.

What should you do?

- A. Create a custom SSIS source component that encapsulates the 32-bit driver and compile it in 64-bit mode.
- B. Install a 64-bit ACE driver and execute the package by using the 64-bit run-time option.
- C. Execute the package by using the 32-bit run-time option.
- D. Replace the SSIS Excel source with a SSIS Flat File source.

Correct Answer: C

Explanation: * See step 3 below.

To publish an Excel worksheet to Azure SQL Database, your package will contain a Data Flow Task, Excel Source task, and ADO NET Destination.

- 1) Create an SSIS project.
- 2) Drop a Data Flow Task onto the Control Flow design surface, and double click the Data Flow Task.
- 3) Drop an Excel Source onto the Data Flow design surface. Note When using the Excel Source task on a 64-bit machine, set Run64BitRuntime to False.

*

Incorrect:

Not D: The Flat File source reads data from a text file. The text file can be in delimited, fixed width, or mixed format.

QUESTION 10

After you answer a question in this section, you will NOT be able to return to it. As a result these questions will not appear in the review screen.

You are configuring a Microsoft SQL server named dw1 for a new data warehouse. The server contains eight drives and eight processor cores. Each drive uses a separate physical disk.

You need to configure storage for the tempdb database. The solution must minimize the amount of time it takes to process daily ETL jobs.

Solution: You configure eight files for the tempdb database. You place the files on a drive that will NOT store the user database files.

Does this meet the goal?

- A. Yes
- B. No

Correct Answer: B

QUESTION 11

You are developing a SQL Server Integration Services (SSIS) package.

The package uses custom functionality that accesses a SQL Server database. The custom functionality must be implemented by using Language Integrated Query (LINQ).

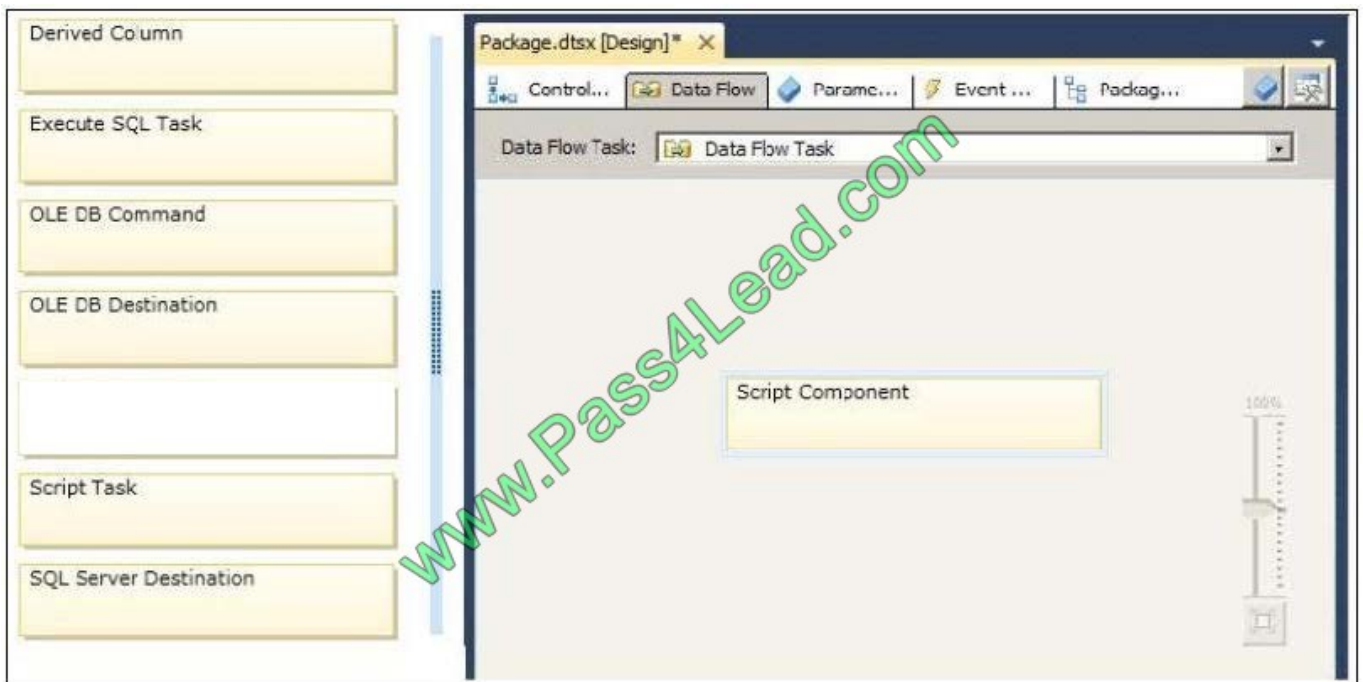
You need to ensure that the LINQ code can be debugged at design time.

What should you select from the SSIS Toolbox? (To answer, drag the appropriate item to the correct location in the answer area.)

Select and Place:



Correct Answer:



QUESTION 12

You are developing a SQL Server Integration Services (SSIS) project with multiple packages to copy data to a Windows Azure SQL Database database.

An automated process must validate all related Environment references, parameter data types, package references,

and referenced assemblies. The automated process must run on a regular schedule.

You need to establish the automated validation process by using the least amount of administrative effort.

What should you do?

- A. Use an event handler for OnError for the package.
- B. Use an event handler for OnError for each data flow task.
- C. Use an event handler for OnTaskFailed for the package.
- D. View the job history for the SQL Server Agent job.
- E. View the All Messages subsection of the All Executions report for the package.
- F. Store the System::SourceID variable in the custom log table.
- G. Store the System::ServerExecutionID variable in the custom log table.
- H. Store the System::ExecutionInstanceGUID variable in the custom log table.
- I. Enable the SSIS log provider for SQL Server for OnError in the package control flow.
- J. Enable the SSIS log provider for SQL Server for OnTaskFailed in the package control flow.
- K. Deploy the project by using dtutil.exe with the /COPY DTS option.
- L. Deploy the project by using dtutil.exe with the /COPY SQL option.
- M. Deploy the .ispac file by using the Integration Services Deployment Wizard.
- N. Create a SQL Server Agent job to execute the SSISDB.catalog.validate_project stored procedure.
- O. Create a SQL Server Agent job to execute the SSISDB.catalog.validate_package stored procedure.
- P. Create a SQL Server Agent job to execute the SSISDB.catalog.create_execution and SSISDB.catalog.start_execution stored procedures.
- Q. Create a table to store error information. Create an error output on each data flow destination that writes OnError event text to the table.
- R. Create a table to store error information. Create an error output on each data flow destination that writes OnTaskFailed event text to the table.

Correct Answer: N

To Read the [Whole Q&As](#), please purchase the [Complete Version](#) from [Our website](#).

Try our product !

100% Guaranteed Success

100% Money Back Guarantee

365 Days Free Update

Instant Download After Purchase

24x7 Customer Support

Average 99.9% Success Rate

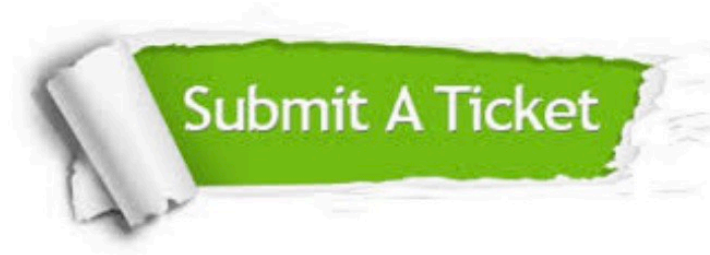
More than 800,000 Satisfied Customers Worldwide

Multi-Platform capabilities - [Windows](#), [Mac](#), [Android](#), [iPhone](#), [iPod](#), [iPad](#), [Kindle](#)

Need Help

Please provide as much detail as possible so we can best assist you.

To update a previously submitted ticket:



 <p>One Year Free Update Free update is available within One Year after your purchase. After One Year, you will get 50% discounts for updating. And we are proud to boast a 24/7 efficient Customer Support system via Email.</p>	 <p>Money Back Guarantee To ensure that you are spending on quality products, we provide 100% money back guarantee for 30 days from the date of purchase.</p>	 <p>Security & Privacy We respect customer privacy. We use McAfee's security service to provide you with utmost security for your personal information & peace of mind.</p>
---	---	--

Any charges made through this site will appear as Global Simulators Limited.

All trademarks are the property of their respective owners.